



Prepare Me for Going on the Bus VISUAL GUIDE

Planning my Bus Trip

**You can use the bus to
go on a trip.**



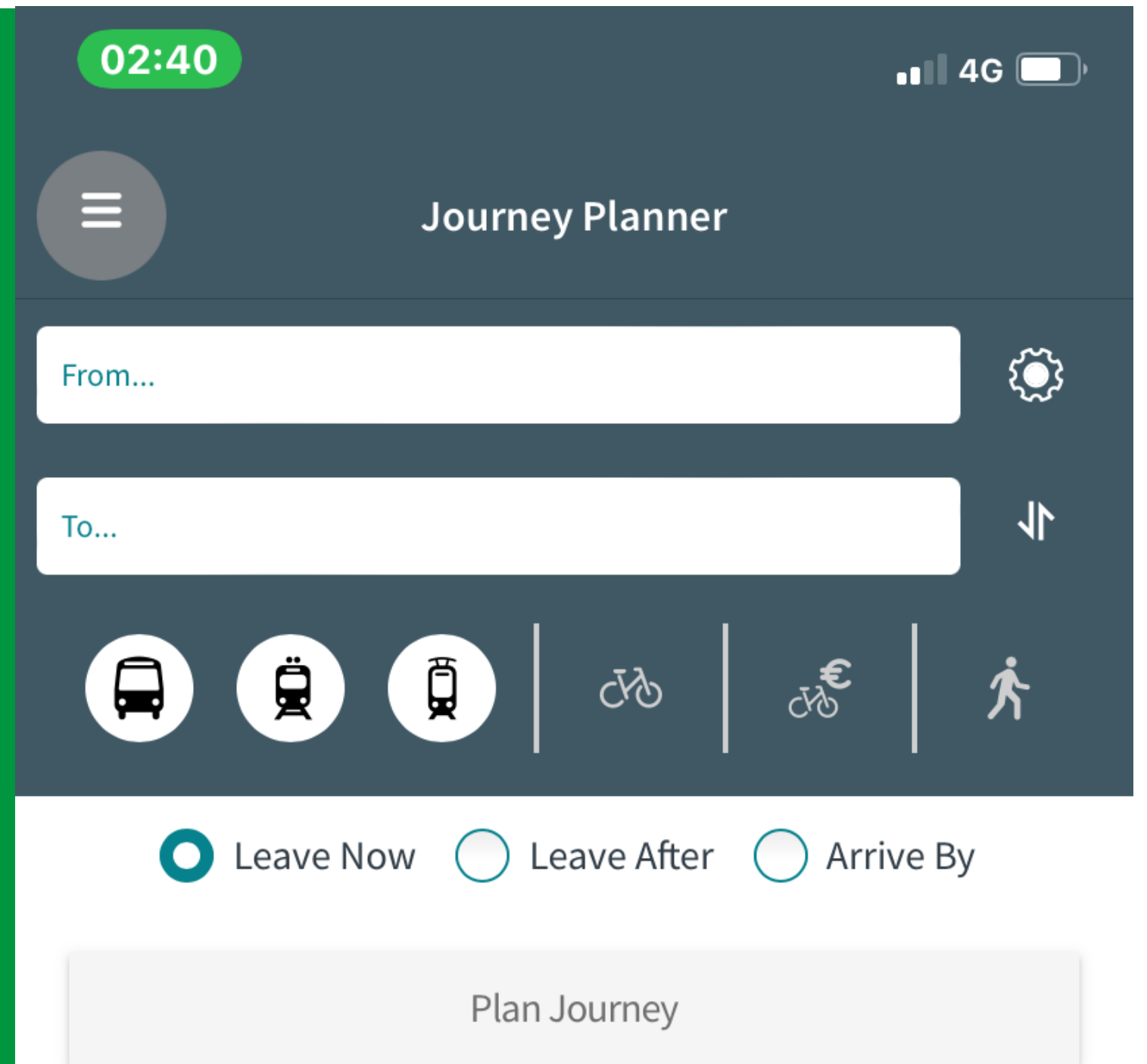
**Buses in Ireland can look different.
They do not all look the same.**



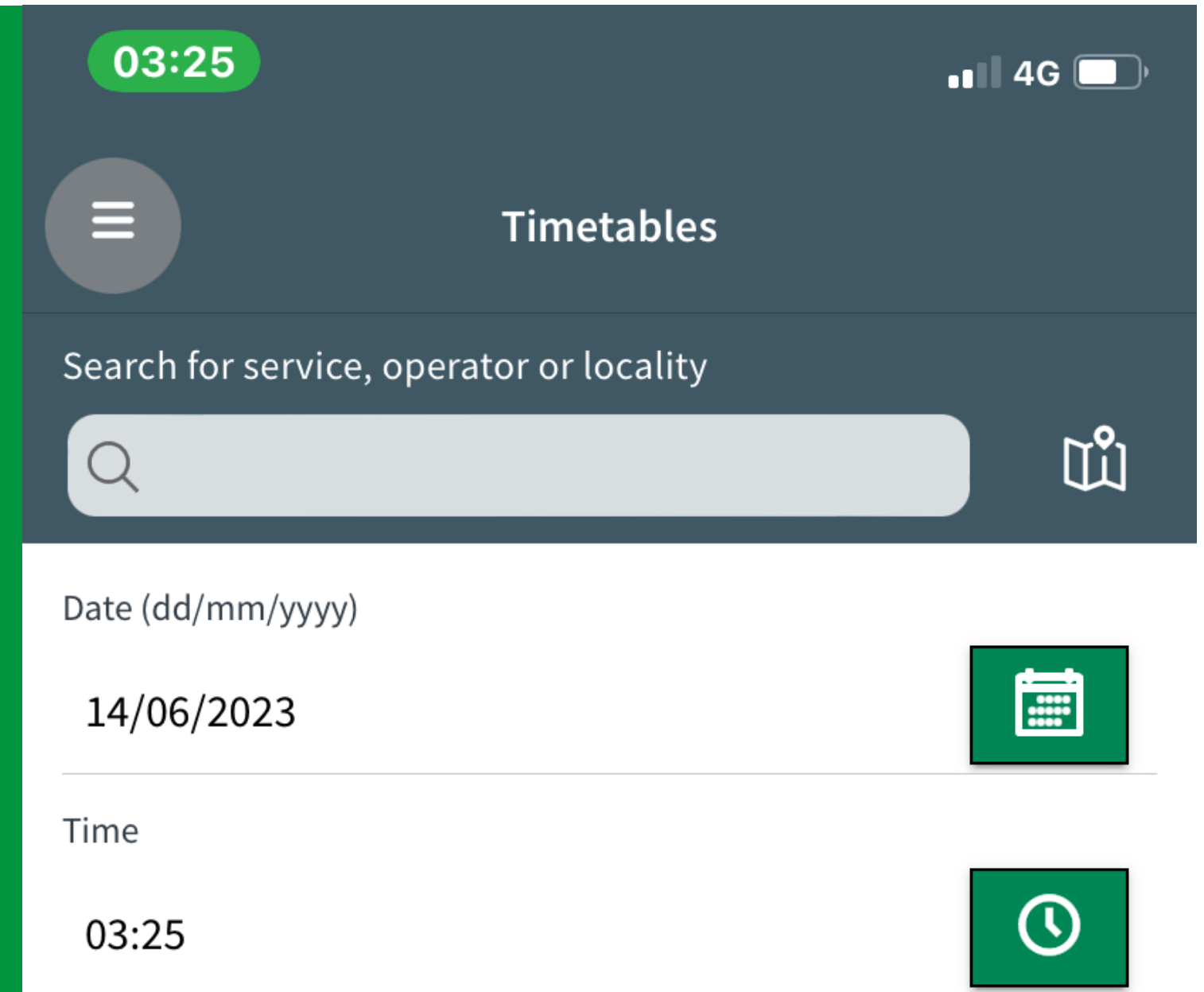
**Different buses go to
different places.
You can choose the bus
that takes you to the
place you need to go.**



Use the Journey Planner tool in the TFI Live app to find out what bus will bring you to the place you need to go.



Use the Timetables tool on the TFI Live App to know what time the buses travel at.



Getting my Ticket

You can use a Leap Card as your ticket for the bus or you can buy a ticket from the driver using coins.



Leap Cards can be used on Dublin Bus, the Dart, the Luas, and some Iarnóid Éireann and Bus Éireann journeys.



Paying my Bus Fare

Add an image of a Leap Card placed over the pay terminal as if to pay.

When you walk onto the bus, there will be a Leap Card validator (yellow box) near the bus door.



Paying my Bus Fare

**You can pay for my
Bus Fare by tapping
your Leap Card onto the
Leap Card Validator.**



Paying my Bus Fare

**Or
You can tell the Bus
Driver where you want to
go and they will tell you
the cost of my journey in
coins. They will give you
a receipt.**



**Keep your Leap Card or
your ticket receipt safe.
You might need to show
it to a Bus Inspector on
the bus to show you
have paid.**



Collecting other passengers.

The Bus will stop at different bus stop to pick passengers up.



**Each bus stop will
have a bus stop sign.**



**Check that you are at
the correct bus stop by
looking for the number
of the bus you need on
the bus stop sign.**



**You can stand and wait
at the bus stop while you
wait for your bus to
come.**



Get on Safely

When you see a bus coming, look at the number on the front of the bus to see if it's the bus you need.



**When you see the bus
you need, put your hand
out. This shows you want
the bus to stop.
This is called 'hailing'.**




When the bus stops, the doors will open and the people already on the bus will get off. Then you can get on safely.



Finding a place to sit or stand

On the bus, there may be people standing up or sitting down on the seats.



**You can sit down or you
can stand.
If you choose to stand,
make sure to hold on to
a rail or handle to stay
safe when the bus is
moving.**



Enjoying your Bus Trip

**You can read a book or
use your phone or
tablet.
You might like to look
out the window.**



When you see the bus-stop where you will get off, you can press the red stop button.



Getting off the Bus Safely

When the bus doors open, all of the people who want to get off at the stop, will get off the bus.

Take care when getting off.



**We hope you enjoy
your next bus journey.**





For Public Transport



**TRANSPORT
FOR
IRELAND**



IRELAND'S NATIONAL AUTISM CHARITY



NTA

Údarás Náisiúnta Iompair
National Transport Authority