



Prepare Me for Going on the DART VISUAL GUIDE



TRANSPORT
FOR
IRELAND



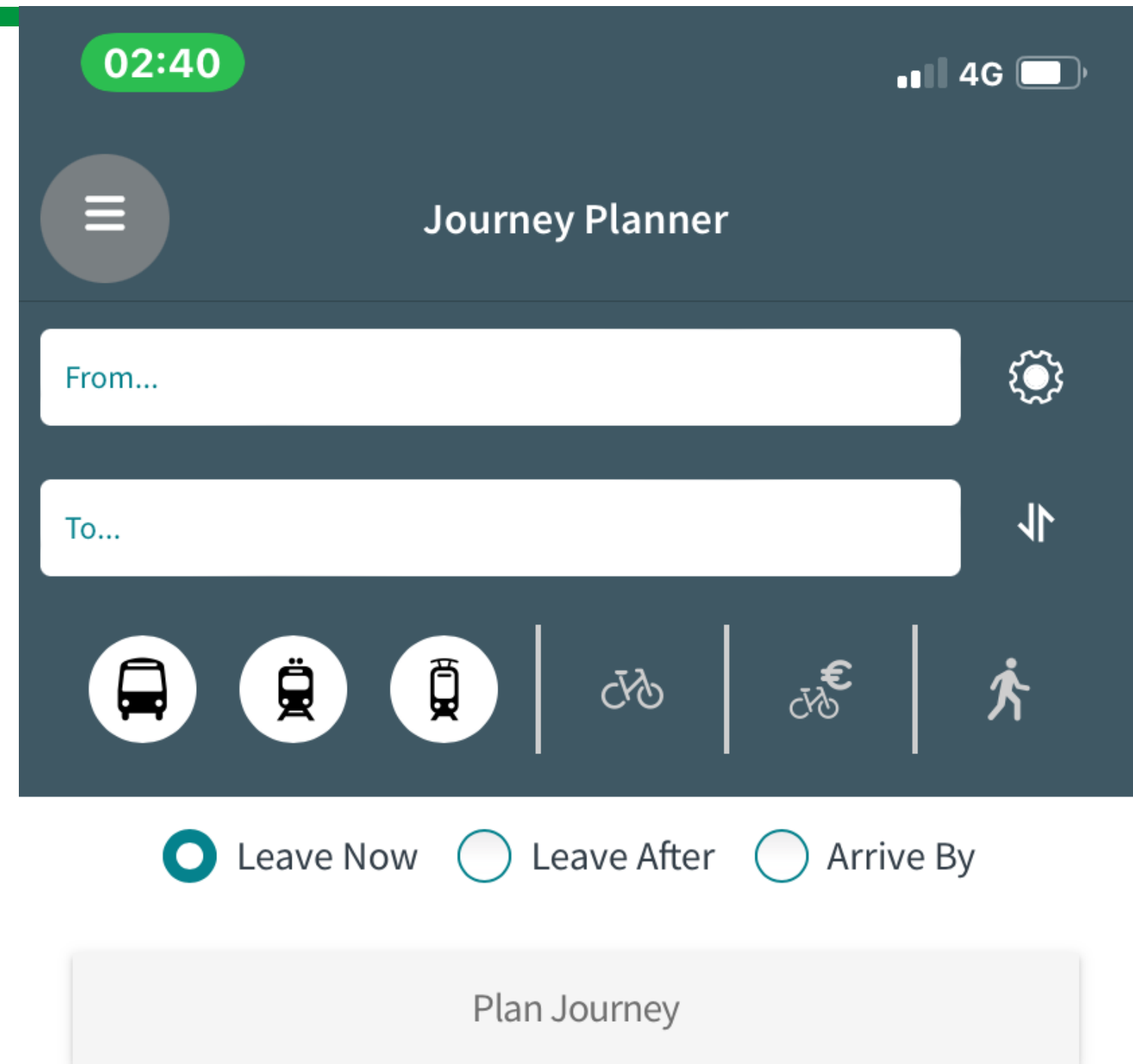
IRELAND'S NATIONAL AUTISM CHARITY

Planning my Dart Trip

**You can use the DART
to go on a trip.**



Use the Journey Planner tool in the TFI Live app to find out what DART will bring you to the place you need to go.



How do I get my DART Ticket?

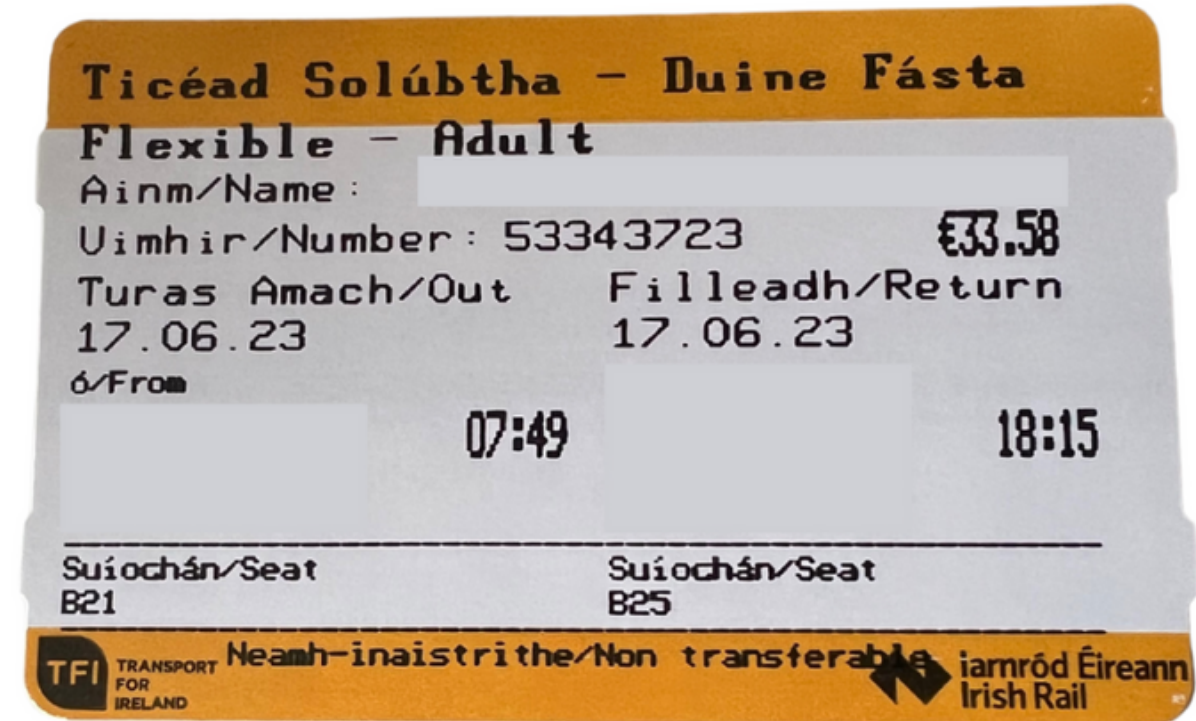
**To go on the DART
station platform,
you need a DART
ticket.**



How do I get my Dart Ticket?

For the DART, you can use:

- a DART ticket
- Leap Card or
- Free Travel Pass Card.



**You can buy your DART
ticket using a ticket
machine at the station.**



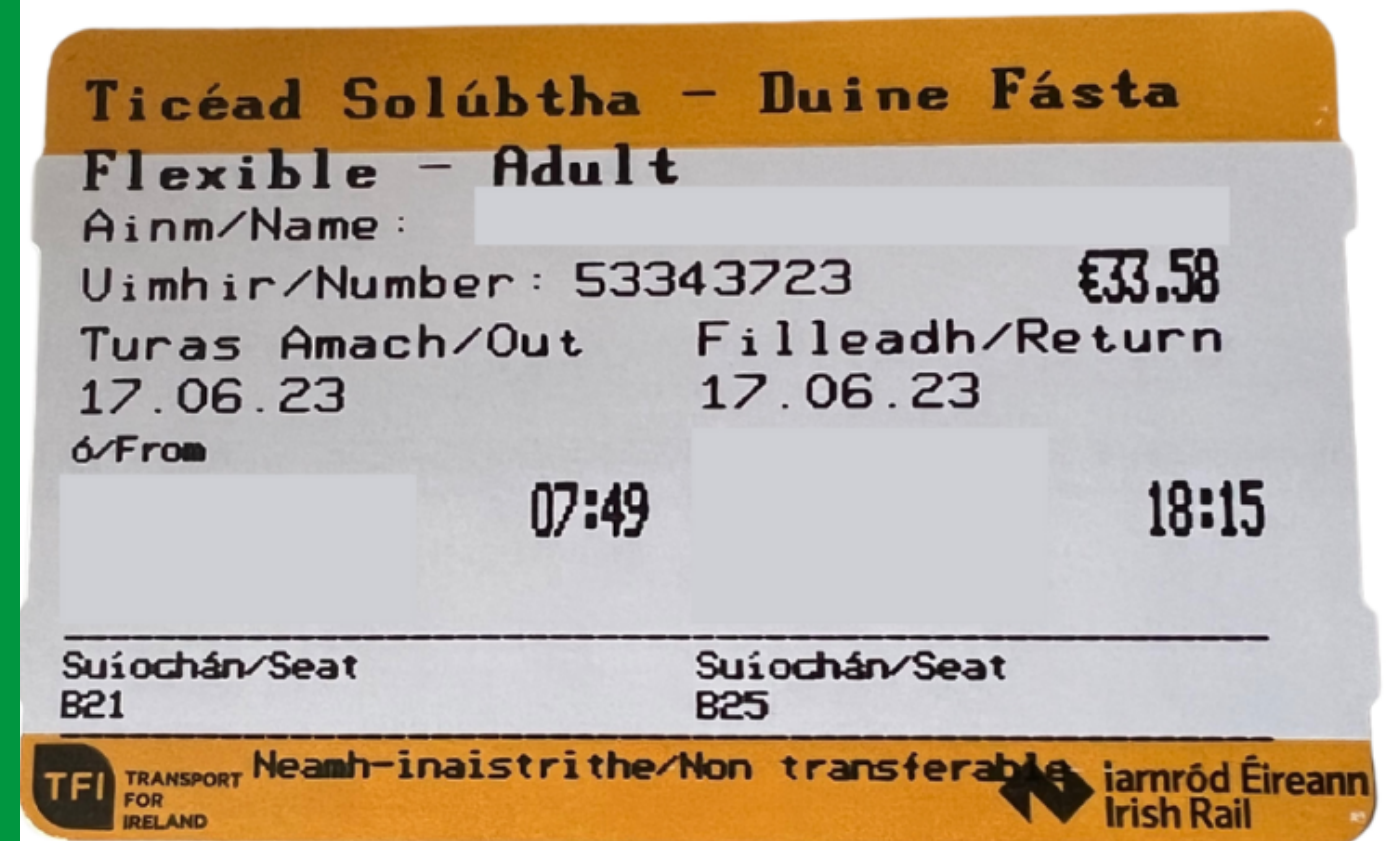
There is a screen on the electronic ticket machine. Use the screen to choose the ticket type you want and the place you want to go to.



**Then, you must pay for
your ticket.
You can use your bank
card or pay with cash.**



After you pay, a DART ticket will come out of the machine. You need to keep this ticket when you are on the DART. A DART staff member might ask to see it.



How do I get my DART Ticket?

To get on the DART platform, there might be barriers or no barriers. You must have a DART ticket, even if there are no barriers.



Accessing the DART Station Platform

**If you have a Leap Card
or Free Travel Card, tap it
on the ticket scanner.**

**If you have a DART
ticket, put it into the
ticket slot.**



Accessing the DART Station Platform

When it is time to get on the DART, you can place your ticket in the ticket turnstile.

The turnstile will open and you can go to your DART platform.



If you are using a Leap Card or Free Travel, tap the card on the ticket scanner and then go to your platform.



The DART stops at every stop on its route to let people get on and let people get off.



**When you are waiting
for your DART to
arrive, it is very
important that make
sure you wait safely
behind the yellow line.**



You need to know the name of the stop you need to get off at.

This stop name will be on a platform sign.



When the DART is stopped at the DART platform, you can press the round button the DART door and it will open.



**You can go onto the
DART when the doors are
open.
Take care when getting
on and off and make sure
you 'Mind the Gap'
between the platform
and DART.**



At every stop, you will hear an announcement that will tell you the name of the place the DART has stopped at.



When you reach your stop, walk slowly towards the DART doors.

When the DART has stopped, you can press the circular exit button on the wall.

The door will open.



**You can leave the DART
and go to the ticket
turnstiles or the exit out
of the station.**



Put your ticket into the ticket turnstile machine, or tap your Leap Card.

The turnstile will open and you can leave the station.



**Enjoy your journey on
the DART.**





For Public Transport



**TRANSPORT
FOR
IRELAND**



IRELAND'S NATIONAL AUTISM CHARITY



NTA

Údarás Náisiúnta Iompair
National Transport Authority