



Prepare Me for Going on the Train VISUAL GUIDE



Planning my Train Trip

**You can use the train
to go on a trip.**

**In Ireland, Iarnród Éireann
or Irish Rail, is our rail
network.**



Which train should I use?

**Trains can look different.
They do not all look the
same.**

**In Ireland, there are
DART, Commuter and
InterCity trains.**



**This is an InterCity train.
InterCity trains travel
between cities like
Dublin, Cork, Galway,
Limerick, Waterford and
Belfast**



This is a Dart.

Dart trains runs along the coast of the Irish Sea from Malahide or Howth in north County Dublin southwards as far as Greystones, Co Wicklow.

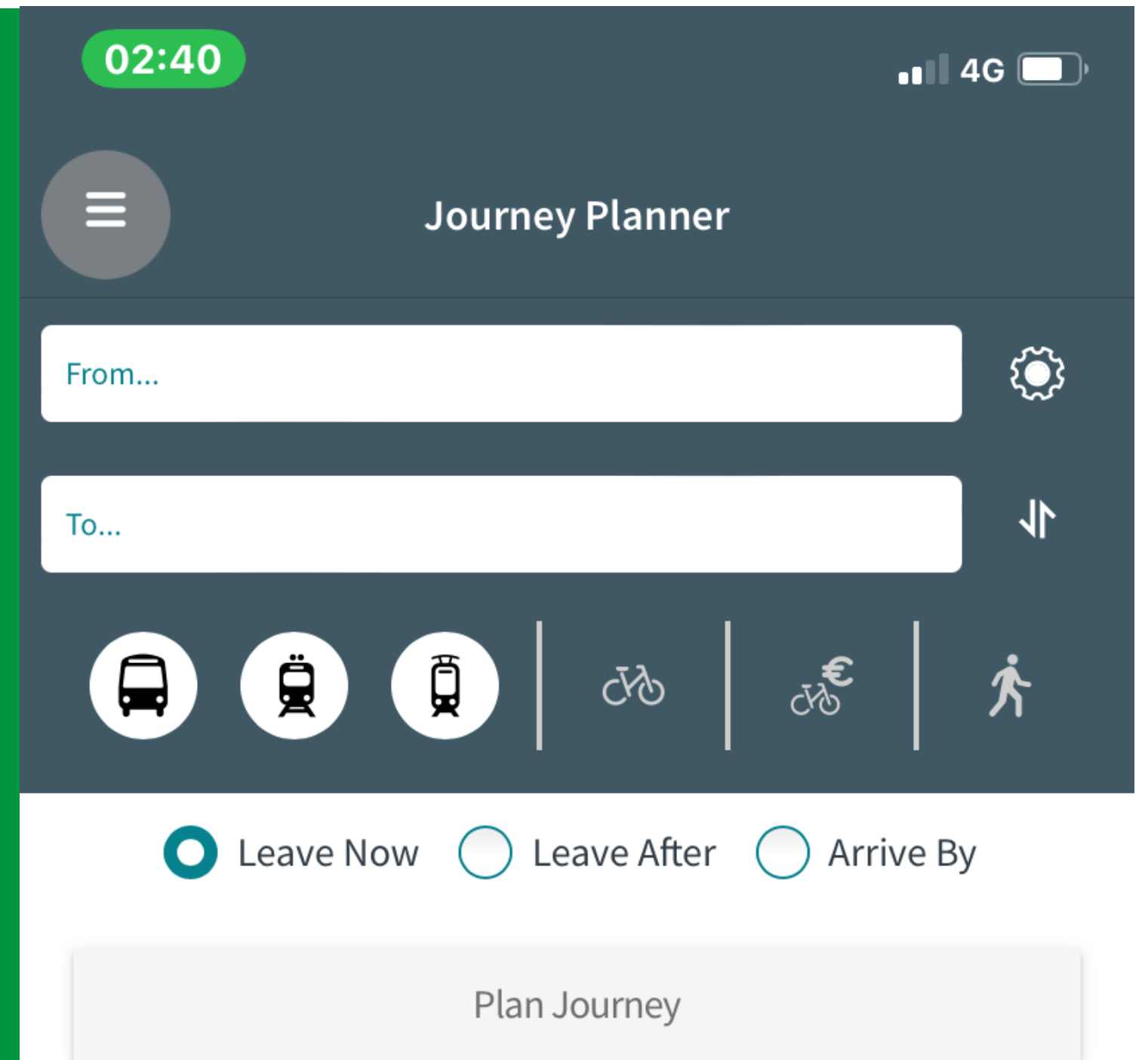


This is a Commuter Train.

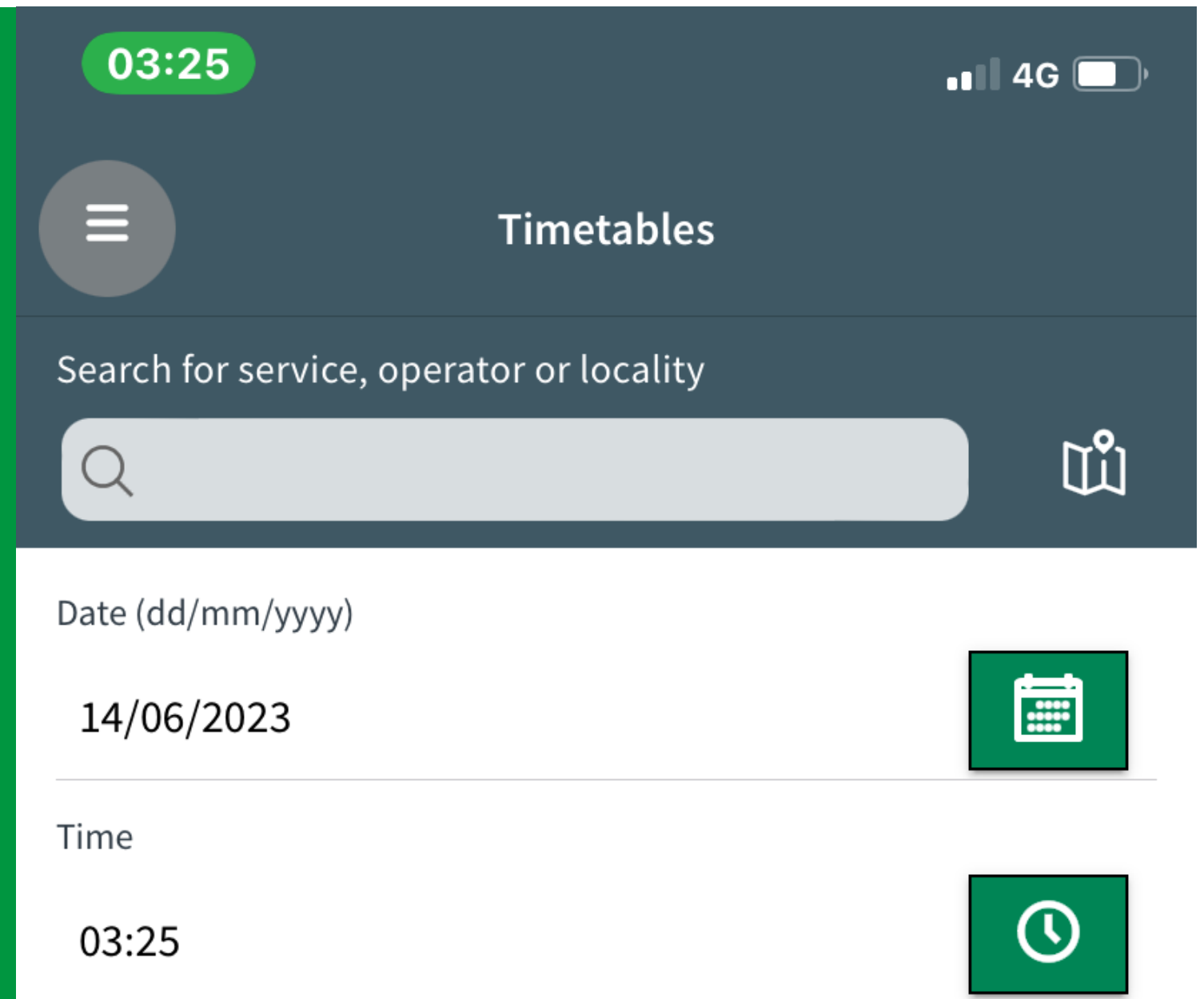
**Commuter trains travel
between big cities and
towns.**



Use the Journey Planner tool in the TFI Live app to find out what train will bring you to the place you need to go.



Use the Timetables tool on the TFI App to know what time the trains travel at.



How do I get my Train Ticket?

To go on the train station platform, you need a train ticket.



You can buy a train ticket using a ticket machines at the train station.



There is a screen on the electronic ticket machine.

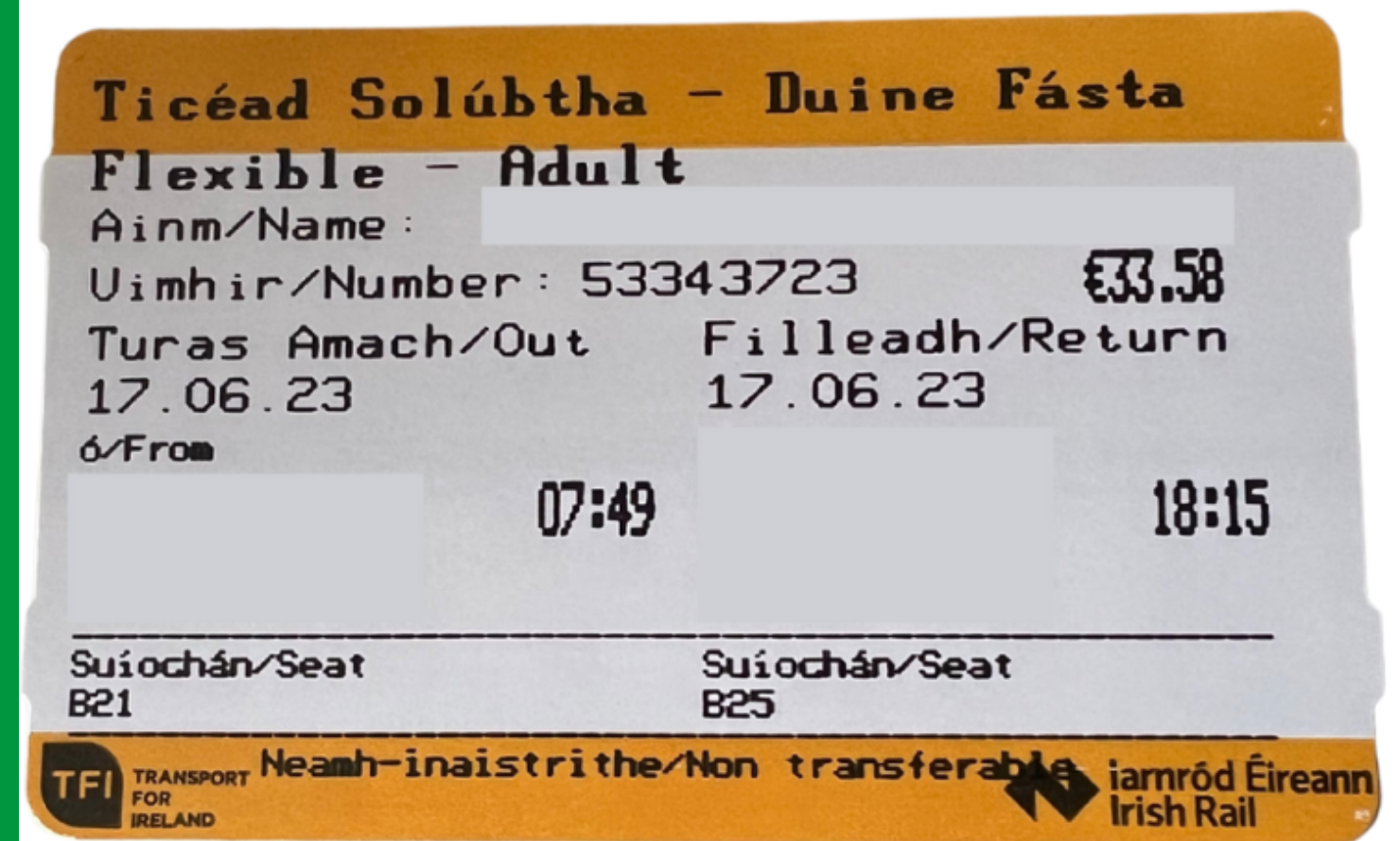
You can use the screen to choose what type of ticket you want and where you want to go.



Then, you can pay for the ticket.
You can use your bank card or cash.



After you pay, a train ticket will come out of the machine. You need to keep this ticket when you are on the train. A train staff member might ask to see it.



**If I have a Leap Card or
Free Travel Card I do not
need to use the ticket
machine.**

**I can tap my card on the
validator before AND after
my journey.**



You can also book train tickets online at www.Irish-Rail.ie

Live Departures

Fares and Tickets

From	Departure station Galway
To	Arrival station Dublin Heuston
Passengers	Passengers Select Passengers

Service Updates



[Upcoming Line Improvement Work](#)
[Extra summer Dublin to Belfast ser](#)



After you pay for your ticket online, a code will be sent to the email address you used. You will need to enter this code into the ticket machine to collect your 'pre-booked ticket'



If you have a Free Travel Card, you can still book your ticket online.

You will not have to pay for my ticket.



Accessing the Train Station Platform

When it is time to get on the train, you can place your ticket in the ticket turnstile.

The turnstile will open and you can go to your train.



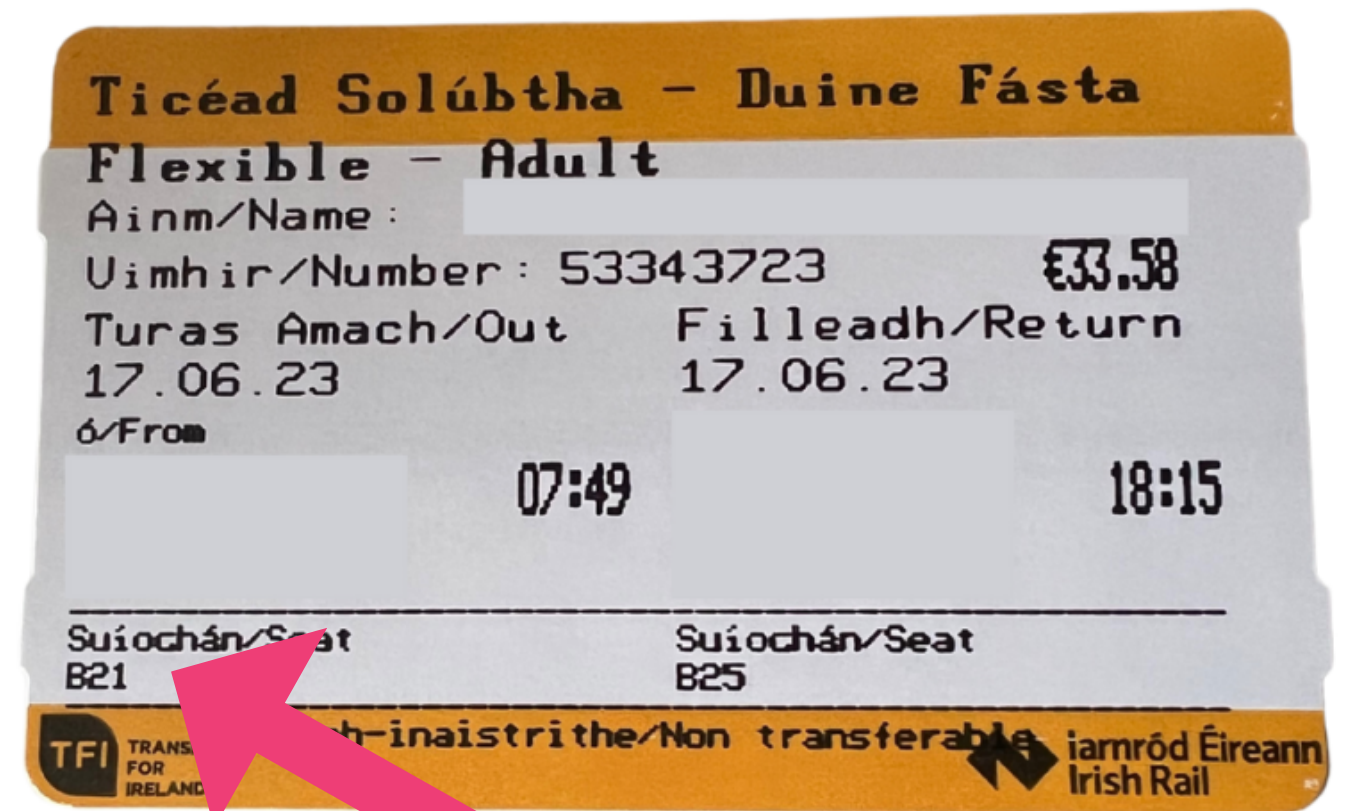
Accessing the Train Station Platform

If I am using a Leap Card or Free Travel, I can tap the card on the Ticket Turnstile machine.

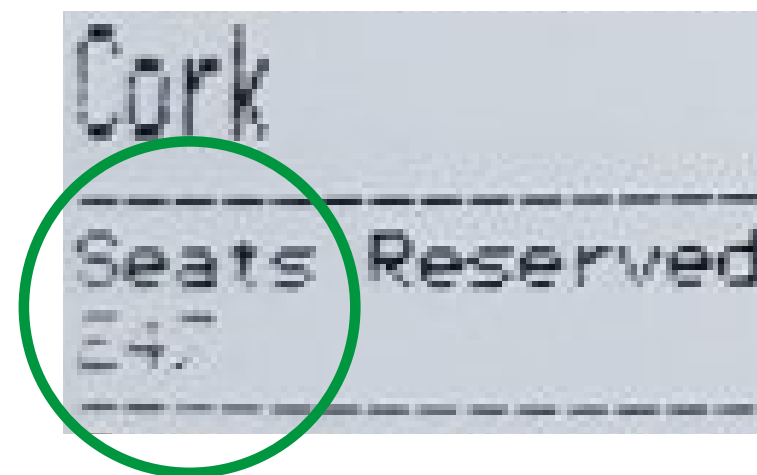


On the Train

On your ticket, if you have booked a seat, you will see your seat number and what carriage your seat is in.



From train platform, walk towards the 'carriage letter' (A,B,C,D etc) that matches the 'seat letter' on your train ticket.



When the train has stopped at the train platform, you can press the round button the train door and it will open.

Be careful to 'Mind the Gap' between the platform and the train.



**You can go through the
train carriage.
Look for your seat number
above your seat.
When you find it, you can
sit down there.**



If your ticket has no seat number, you can sit on a seat that nobody is sitting on.

You might need to move seats if a person gets on the train who has booked that seat.



At every stop, you will hear an announcement that will tell you the name of the place the train has stopped at.



When the train has stopped, you can press the circular exit button on the wall. The door will open.



**You can leave the train
and go to the ticket
turnstiles.**



**Put your ticket into the
ticket turnstile machine.
The turnstile will open and
you can leave the station.**





For Public Transport



**TRANSPORT
FOR
IRELAND**



IRELAND'S NATIONAL AUTISM CHARITY



NTA

Údarás Náisiúnta Iompair
National Transport Authority